



CONTEMPORARY DOORS

REEB[®] IN-STOCK MODERN-STYLE & SHAKER-STYLE DOORS



Contemporary Style Doors

Modern designs. Clean lines.



For homeowners seeking a painted look, popular interior door choices include molded doors and primed stile and rail doors. Molded doors are an economical choice. Primed stile and rail doors offer a level of detail and definition that cannot be matched, with crisp shadow lines and highly defined panel details, due to their authentic construction.

Reeb's primed door offering has expanded with the addition of modern-style and shaker-style contemporary doors. They feature a smooth surface that is perfect for painting in any color. Both styles of primed doors complement one another in a home setting and blend well with our new EZY jamb system offering.

Modern-Style Contemporary Doors

Reeb's modern-style contemporary doors are a premium flush door. While traditional flush doors have a thin veneer over a solid particle core, any groove cut into the door for a design appeal must be shallow. Our new contemporary flush doors feature a 1/4" thick veneer. The grooves are cut 1/8" deep resulting in sharper shadow lines and a greater definition.




PRF2315 1-3/8"
Flush MDF

- 1/6 x 6/8
- 2/0 x 6/8
- 2/4 x 6/8
- 2/6 x 6/8
- 2/8 x 6/8
- 3/0 x 6/8




PRF2315 1-3/4"
Flush MDF

- | | | |
|------------|------------|------------|
| 1/6 x 6/8 | 1/6 x 7/0 | 1/6 x 8/0 |
| 2/0 x 6/8 | 2/0 x 7/0 | 2/0 x 8/0 |
| 2/4 x 6/8 | 2/4 x 7/0 | 2/4 x 8/0 |
| 2/6 x 6/8 | 2/6 x 7/0 | 2/6 x 8/0 |
| 2/8 x 6/8 | 2/8 x 7/0 | 2/8 x 8/0 |
| 2/10 x 6/8 | 2/10 x 7/0 | 2/10 x 8/0 |
| 3/0 x 6/8 | 3/0 x 7/0 | 3/0 x 8/0 |



PRF2310 1-3/8"
Flush MDF

- 1/6 x 6/8
- 2/0 x 6/8
- 2/4 x 6/8
- 2/6 x 6/8
- 2/8 x 6/8
- 3/0 x 6/8




PRF2310 1-3/4"
Flush MDF

- | | | |
|------------|------------|------------|
| 1/6 x 6/8 | 1/6 x 7/0 | 1/6 x 8/0 |
| 2/0 x 6/8 | 2/0 x 7/0 | 2/0 x 8/0 |
| 2/4 x 6/8 | 2/4 x 7/0 | 2/4 x 8/0 |
| 2/6 x 6/8 | 2/6 x 7/0 | 2/6 x 8/0 |
| 2/8 x 6/8 | 2/8 x 7/0 | 2/8 x 8/0 |
| 2/10 x 6/8 | 2/10 x 7/0 | 2/10 x 8/0 |
| 3/0 x 6/8 | 3/0 x 7/0 | 3/0 x 8/0 |



PRF2302 1-3/8"
Flush MDF

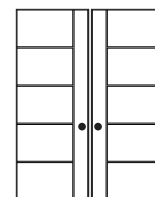
- 1/6 x 6/8
- 2/0 x 6/8
- 2/4 x 6/8
- 2/6 x 6/8
- 2/8 x 6/8
- 3/0 x 6/8



PRF2302 1-3/4"
Flush MDF

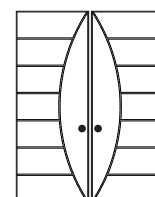
- | | | |
|------------|------------|------------|
| 1/6 x 6/8 | 1/6 x 7/0 | 1/6 x 8/0 |
| 2/0 x 6/8 | 2/0 x 7/0 | 2/0 x 8/0 |
| 2/4 x 6/8 | 2/4 x 7/0 | 2/4 x 8/0 |
| 2/6 x 6/8 | 2/6 x 7/0 | 2/6 x 8/0 |
| 2/8 x 6/8 | 2/8 x 7/0 | 2/8 x 8/0 |
| 2/10 x 6/8 | 2/10 x 7/0 | 2/10 x 8/0 |
| 3/0 x 6/8 | 3/0 x 7/0 | 3/0 x 8/0 |

The new contemporary doors have a unique core that give the weight and feel of a real wood door. It is a lattice of wood surrounded by 4" stiles and rails which gives it the feel of a wood door, but allows for versatility in size. At the standard bore height is an additional portion of wood creating a 5" lock block which allows for a 2-3/8" backset, a 2-3/4" backset, or a mortise pocket prep.

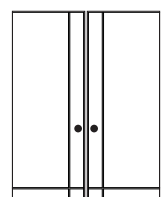


PRF2315

For a consistent design, the strike side will always be on the stile line side of the door.



PRF2310

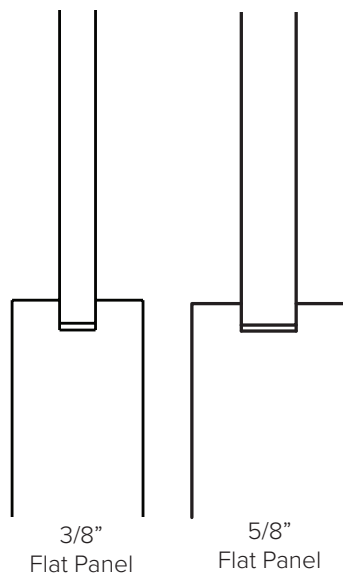


PRF2302

Shaker-Style Contemporary Doors



Shaker Sticking



3/8"
Flat Panel

5/8"
Flat Panel

Primed stile and rail doors are wood components joined together with dowel pins. The panels between the stiles and rails are made of MDF adding stability to the door. The stiles and rails have an engineered wood core covered with an MDF veneer creating the best surface for painting. Constructing a door with different components brings high quality definition that cannot be replicated by a pressed skin.

The panel sticking in a stile and rail door creates a sharp shadow line providing greater definition. When molded doors attempt to create shaker-style sticking, it is angled due to the stamping process. Stile and rail doors on the contrary create a true 90° degree shaker-style sticking with a crisp shadow line.



PR8720 1-3/8"
3/8" MDF Flat Panel
Shaker Sticking

1/0 x 6/8	1/6 x 7/0	1/6 x 8/0
1/2 x 6/8	2/0 x 7/0	2/0 x 8/0
1/3 x 6/8	2/4 x 7/0	2/4 x 8/0
1/4 x 6/8	2/6 x 7/0	2/6 x 8/0
1/6 x 6/8	2/8 x 7/0	2/8 x 8/0
1/8 x 6/8	2/10 x 7/0	2/10 x 8/0
1/10 X 6/8	3/0 x 7/0	3/0 x 8/0
2/0 x 6/8		
2/2 X 6/8		
2/4 x 6/8		
2/6 x 6/8		
2/8 x 6/8		
2/10 x 6/8		
3/0 x 6/8		



PR8720 1-3/4"
3/8" MDF Flat Panel or
5/8" MDF Flat Panel
Shaker Sticking

1/0 x 6/8	1/0 x 7/0	1/6 x 8/0
1/2 x 6/8	1/2 x 7/0	2/0 x 8/0
1/3 x 6/8	1/3 x 7/0	2/4 x 8/0
1/4 x 6/8	1/4 x 7/0	2/6 x 8/0
1/6 x 6/8	1/6 x 7/0	2/8 x 8/0
1/8 x 6/8	1/8 x 7/0	2/10 x 8/0
1/10 X 6/8	1/10 x 7/0	3/0 x 8/0
2/0 x 6/8	2/0 x 7/0	
2/2 X 6/8	2/2 x 7/0	
2/4 x 6/8	2/4 x 7/0	
2/6 x 6/8	2/6 x 7/0	
2/8 x 6/8	2/8 x 7/0	
2/10 x 6/8	2/10 x 7/0	
3/0 x 6/8	3/0 x 7/0	



PR8782 1-3/8"
3/8" MDF Flat Panel
Shaker Sticking

1/0 x 6/8	1/6 x 7/0	1/6 x 8/0
1/2 x 6/8	2/0 x 7/0	1/8 x 8/0
1/3 x 6/8	2/4 x 7/0	1/10 x 8/0
1/4 x 6/8	2/6 x 7/0	2/0 x 8/0
1/6 x 6/8	2/8 x 7/0	2/2 x 8/0
1/8 x 6/8	2/10 x 7/0	2/4 x 8/0
1/10 X 6/8	3/0 x 7/0	2/6 x 8/0
2/0 x 6/8		2/8 x 8/0
2/2 X 6/8		2/10 x 8/0
2/4 x 6/8		3/0 x 8/0
2/6 x 6/8		
2/8 x 6/8		
2/10 x 6/8		
3/0 x 6/8		



PR8782 1-3/4"
3/8" MDF Flat Panel or
5/8" MDF Flat Panel
Shaker Sticking

1/6 x 6/8	1/6 x 7/0	1/6 x 8/0
2/0 x 6/8	2/0 x 7/0	2/0 x 8/0
2/4 x 6/8	2/4 x 7/0	2/4 x 8/0
2/6 x 6/8	2/6 x 7/0	2/6 x 8/0
2/8 x 6/8	2/8 x 7/0	2/8 x 8/0
2/10 x 6/8	2/10 x 7/0	2/10 x 8/0
3/0 x 6/8	3/0 x 7/0	3/0 x 8/0



PR8730 1-3/8"
3/8" MDF Flat Panel,
Shaker Sticking

1/6 x 6/8	1/6 x 8/0
1/8 x 6/8	2/0 x 8/0
1/10 x 6/8	2/4 x 8/0
2/0 x 6/8	2/6 x 8/0
2/2 x 6/8	2/8 x 8/0
2/4 x 6/8	3/0 x 8/0
2/6 x 6/8	
2/8 x 6/8	
2/10 x 6/8	
3/0 x 6/8	



PR8740 1-3/8"
3/8" MDF Flat Panel,
Shaker Sticking

1/6 x 6/8	1/6 x 7/0
2/0 x 6/8	2/0 x 7/0
2/4 x 6/8	2/4 x 7/0
2/6 x 6/8	2/6 x 7/0
2/8 x 6/8	2/8 x 7/0
3/0 x 6/8	3/0 x 7/0



PR8755 1-3/8" (6/8)
3/8" MDF Flat Panel,
Shaker Sticking

1/6 x 6/8	2/8 x 6/8
1/8 x 6/8	2/10 x 6/8
1/10 x 6/8	3/0 x 6/8
2/0 x 6/8	
2/2 x 6/8	
2/4 x 6/8	
2/6 x 6/8	



PR8755 1-3/8" (8/0)
3/8" MDF Flat Panel,
Shaker Sticking

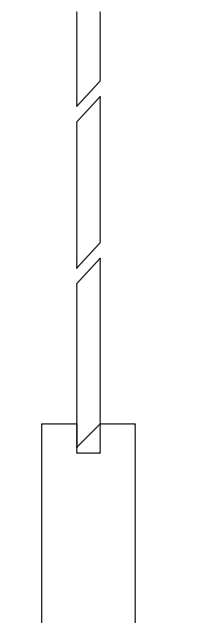
1/6 x 8/0
2/0 x 8/0
2/4 x 8/0
2/6 x 8/0
2/8 x 8/0
2/10 x 8/0
3/0 x 8/0



Reeb's new Contemporary Louver Door has shaker-style sticking and a unique slotted ventilation. Cut at an angle into the panel of the door, flat slotted louvers give the same ventilation possibilities but with a different aesthetic appearance. This contemporary door pairs well with other shaker-style flat panel doors.



Flat Slotted Louver Close-Up



Louver Detail
w/ Shaker Sticking



PR730F 1-3/8"
Flat Panel Louver
Shaker Sticking

1/6 x 6/8	1/6 x 7/0	1/6 x 8/0
2/0 x 6/8	2/0 x 7/0	2/0 x 8/0
2/4 x 6/8	2/4 x 7/0	2/4 x 8/0
2/6 x 6/8	2/6 x 7/0	2/6 x 8/0
2/8 x 6/8	2/10 x 7/0	2/10 x 8/0
3/0 x 6/8	3/0 x 7/0	3/0 x 8/0



PR730F 1-3/4"
Flat Panel Louver
Shaker Sticking

1/6 x 6/8	1/6 x 7/0	1/6 x 8/0
2/0 x 6/8	2/0 x 7/0	2/0 x 8/0
2/4 x 6/8	2/4 x 7/0	2/4 x 8/0
2/6 x 6/8	2/6 x 7/0	2/6 x 8/0
2/8 x 6/8	2/8 x 7/0	2/10 x 8/0
2/10 x 6/8	2/10 x 7/0	3/0 x 8/0
3/0 x 6/8	3/0 x 7/0	

EZY Jamb®




Reeb has a new door frame option that complements our primed contemporary style doors. EZY Jamb is a trimless door frame which wraps the drywall during framing and blends seamlessly with the wall when mudded and painted.

The Classic Adjust Door Frame is an adjustable two-piece jamb system that allows for a 3/8" adjustment between the two pieces. No casing is needed to finish the frame and it must be field installed.

The Classic Adjust Door Frame is available for Reeb's stock of 1-3/4" doors in the following sizes:

DOOR HEIGHT	DOOR WIDTH			
	2/6	2/8	2/10	3/0
6/8	✓	✓	✓	✓
7/0	✓	✓	✓	✓
8/0	✓	✓		✓



Reeb's standard stock of this jamb is for a 4-5/8" wall thickness; however, additional closure packages are available to accommodate thicker walls.

WALL THICKNESS 4-1/2" - 4-3/4"
4-7/8" - 5"
5" - 5-3/8"
5-9/16" - 6"
6-1/2" - 6-7/8"
6-7/8" - 7-3/8"
8-1/2" - 8-7/8"

EZY Jamb has the option of two different hinges:



Emtek or Bommer Architectural 4" x 4" hinges

6/8 and 7/0 will have 3 hinges while the 8/0 will have 4 hinges



RocYork Concealed Hinges

6/8, 7/0, 8/0 will have 3 hinges



□ Bethlehem, PA

1000 Maloney Circle
Bethlehem, PA 18015
(800) 862-8622 voice
(800) 772-7332 fax

□ Barclay, MD

1315 Goldsboro Rd.
Barclay, MD 21607
(800) 825-8331 voice
(800) 331-9387 fax

□ Mocksville, NC

346 Bethel Church Rd.
Mocksville, NC 27028
(800) 642-0886 voice
(800) 618-0620 fax

□ Providence, RI

19 Business Park Dr.
Smithfield, RI 02917
(800) 343-5703 voice
(800) 388-5979 fax

□ Syracuse, NY

7475 Henry Clay Blvd.
Liverpool, NY 13088
(800) 422-5224 voice
(800) 531-7332 fax



PART# REEBCONT18

VERSION 1.0.0